

vista

style &
simplicity



RAILING SYSTEMS

ALUMINUM | WOOD | GLASS | CABLE

vista

style &
simplicity

Since 1974, Vista Railing Systems Inc., has been a market leader in premium exterior railing systems.

At Vista, we believe our railings create amazing spaces that inspire people to connect. Whether it is a backyard get together with friends, just the two of you sipping a fresh cup of coffee on an early morning or a birthday party for your children, our railings create the perfect space. Through design-forward thinking that embraces simplicity, our stylish railings can be enjoyed with every home.

VISTA™ designs, engineers, tests and manufactures premium quality railings in aluminum, glass, cable, mixed materials and wood... all through the lens of style and simplicity.

If you want amazing... try our railing.

Contents

Table of Contents	2
Online Project Planner Software	3
Aluminum Railing Styles	4
Aluminum Picket Railing System	5-6
Aluminum Framed Glass Railing System	7-8
Aluminum Cable Railing System	9-10
Cable System Accessories	11
Cable Infill Kits	12
Aluminum Stair Railing	13
Aluminum Railing Accessories	14
Frameless Glass Railing System	15-16
Privacy Fence	17
Deck Railing Kit Styles	18
Traditional Railing Kit System	19-20
Tuscany Railing Kit System	21-22
Sommerset Railing Kit System	23-24
Clearview Railing Kit System	25-26
Multifamily & Commercial	27

Online Project Planner Software

vista

style &
simplicity

CABLE RAILING

Projects can now
be created in
**Vista Project
Planner**

- ✓ Computerized drawings
- ✓ Itemized parts list
- ✓ Minimizes waste & railing project cost
- ✓ Provides cut list installation guide per railing section
- ✓ Generates all documents to complete a railing order in easy to read format

Contact
us today
for more
details

Style and Simplicity

vista 

Phone: (604) 467-5147
Fax: (604) 467-1197

Quotation reflects drawing and material list only. Customer is responsible to verify final quantities, dimensions and layout. Ensure dimensions are taken again prior to cutting.

SectionID

Project: ABC Company
Deck: 123 Deck
Run Date: 11/09/2020
Customer ID: sales@vistarailings.com
Customer Name: Vista Railings
Contact Name: Example Training

SAMPLE

Construction Data

DataDesc

Style and Simplicity

vista 

Phone: (604) 467-5147
Fax: (604) 467-1197

Quotation reflects drawing and material list only. Customer is responsible to verify final quantities, dimensions and layout. Ensure dimensions are taken again prior to cutting.

SAMPLE

Project: ABC Company
Deck: 123 Deck
Run Date: 11/30/2020
Customer ID: sales@vistarailings.com
Customer Name: Vista Railings
Contact Name: Example Training

Product Placement & Optimization

Part Number	Place Number	Approximate Cut Length	Section Number
PB7455XB (84")	1	40.75	4
PB7455XB (84")	1	40.75	5
PB7457XB (72")	2	67.25	1
		67.25	1
			12

Style and Simplicity

vista 

Phone: (604) 467-5147
Fax: (604) 467-1197


Quotation reflects drawing and material list only. Customer is responsible to verify final quantities, dimensions and layout. Ensure dimensions are taken again prior to cutting.

SAMPLE

Project: ABC Company
Deck: 123 Deck
Run Date: 11/30/2020
Customer ID: sales@vistarailings.com
Customer Name: Vista Railings
Contact Name: Example Training

Bill of Materials

PartID	PartDesc	Color/Text	Unit
PB7455XB	TOP & BOTTOM RAIL, 7 FT - TEXTURED BLACK	TEXTURED BLACK	EA
PB7457XB	TOP & BOTTOM RAIL, 6 FT - TEXTURED BLACK	TEXTURED BLACK	EA
PB7458XB	TOP & BOTTOM RAIL, 8 FT - TEXTURED BLACK	TEXTURED BLACK	EA
PB7486XB	1.75in Star Rail Peg 6 ft - TEXTURED BLACK	TEXTURED BLACK	EA
PB781000	Cable Rail 42" Level Hardware Pack (1 set = fittings for both ends of 11 cable strands) + 1 cable release key	TEXTURED BLACK	EA
PB782000	Cable Rail Stair Hardware Pack (1 set = fittings for both ends of 7 cable strands) + 1 cable release	TEXTURED BLACK	EA
PB7806XB	Cable Channel Cover	TEXTURED BLACK	EA
PB7846XB	Cable Rail 42" Intermediate Level Spacer Picket (5/8") - 11 Predrilled thru holes, 2 faces	TEXTURED BLACK	EA
PB7885XB	Cable Rail Intermediate Stair Spacer Picket (5/8") - 7 Predrilled thru holes, 2 faces	TEXTURED BLACK	EA
PB7866XB	Cable 42" End Post 1 1/2" - 7 Predrilled thru holes	TEXTURED BLACK	EA





Aluminum - Regular and Wide Pickets (pages 5-6)



Aluminum - Framed Glass (pages 7-8)



Aluminum - Cable (pages 9-10)



Cable Infill - (page 12)




Aluminum Frameless Glass (pages 15-16)



Aluminum - Privacy Fence (page 17)



For more information scan here




vista



style &
simplicity

Aluminum Picket Railing System



Regular Picket

Wide Picket

- ✔ **Ease of Installation and Quoting**
Factory attached sleeved brackets mean a quick and simple assembly.
- ✔ **Stair Connection is Simple and Clean**
Simply insert stair rail into post cut out and fasten in place.
- ✔ **Picture Frame**
The same rails and post design creates a consistent frame around your infill of choice.
(regular picket, wide picket, framed glass, cable)
- ✔ **Vista Online Project Planner Software**
Simplifies estimating and installation process.
- ✔ **Safety Assured**
Tested in accordance with national building codes.

Aluminum Picket Railing System

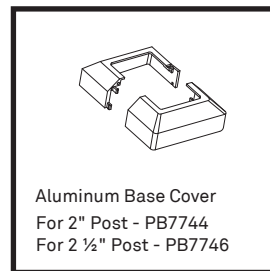
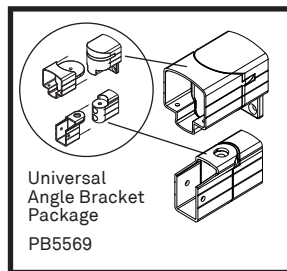
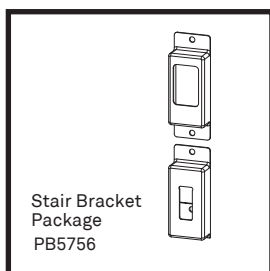
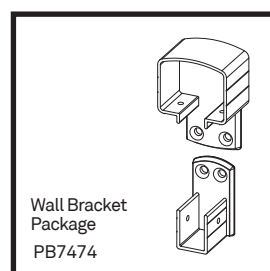
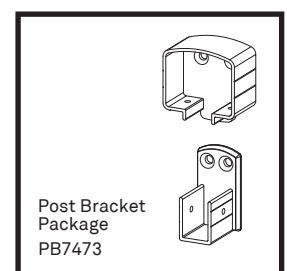
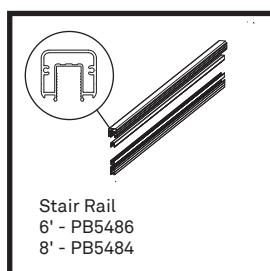
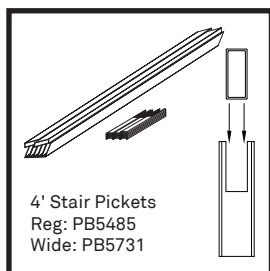
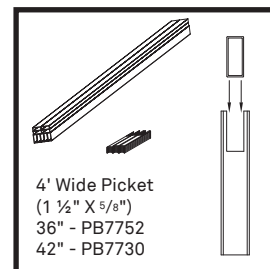
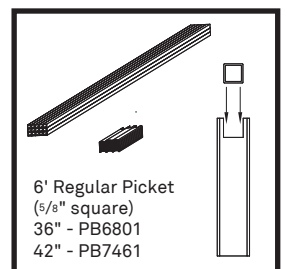
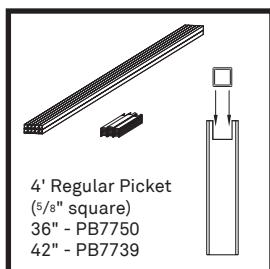
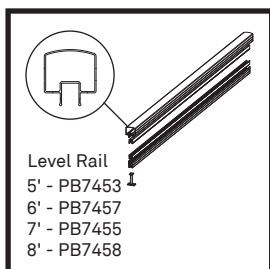
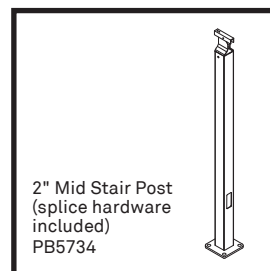
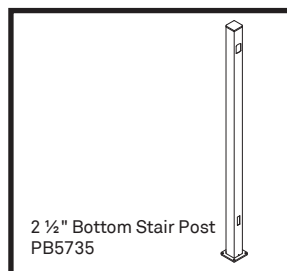
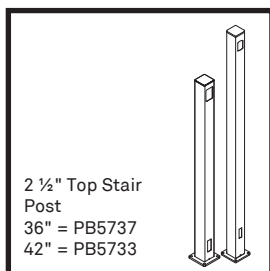
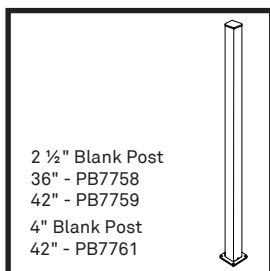
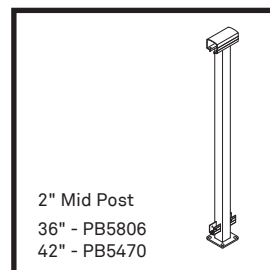
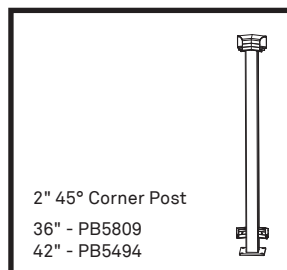
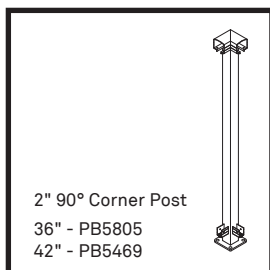
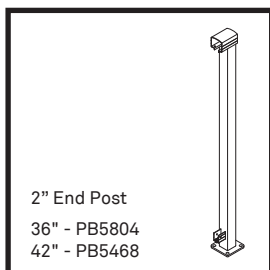


vista

style &
simplicity

Aluminum Picket Railing System

Aluminum Picket Railing System



Note: Check out our accessories on page 14 for more products to complete your project. Contact your local building department prior to installation. Available in Textured Black (XB), Textured Grey (TG), Textured Bronze (YB) or Gloss White (WT).

vista



style &
simplicity

Aluminum Framed Glass Railing System



✔ **Ease of Installation and Quoting**

Factory attached sleeved brackets mean a quick and simple assembly.

✔ **Simple Assembly**

Insert glass panel into top rail and drop into bottom rail to complete installation.

✔ **Picture Frame**

The same rails and post design creates a consistent frame around your infill of choice.
(regular picket, wide picket, framed glass, cable)

✔ **Vista Online Project Planner Software**

Simplifies estimating and installation process.

✔ **Safety Assured**

Tested in accordance with national building codes.

Aluminum Framed Glass Railing System

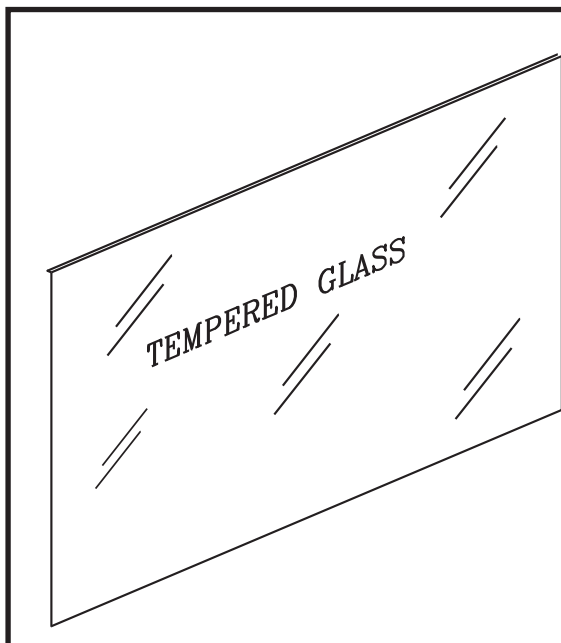
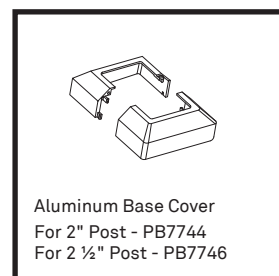
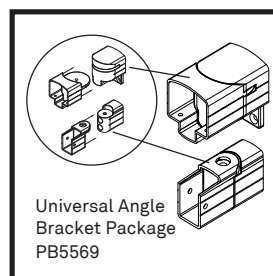
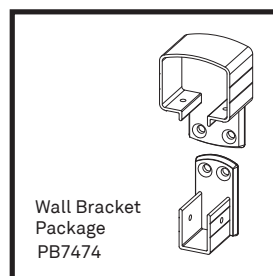
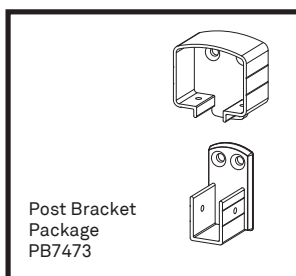
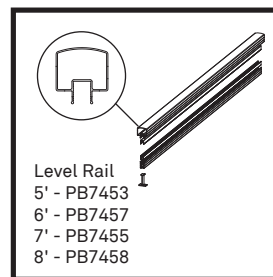
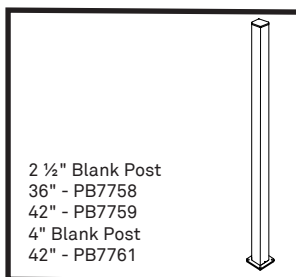
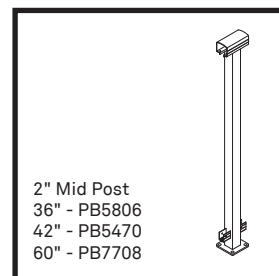
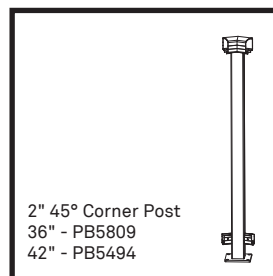
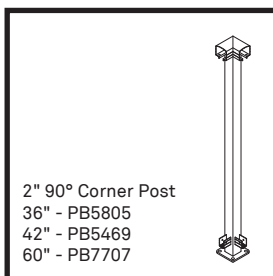
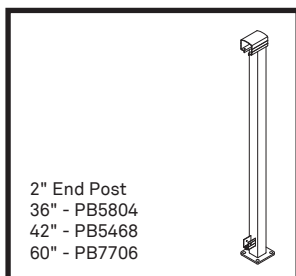


vista

style &
simplicity

Aluminum Framed Glass Railing System

Aluminum Framed Glass Railing System



In- Stock Sizes Available

¼" Clear Tempered Glass Packages available in:

- For a 36" height you require 30" height glass. Length range from 36" to 66" in stock.
- For a 42" height you require 36" height glass. Length range from 24" to 66" in stock.
- For a 60" height you require 54" height glass. Length in stock are 30" and 36".

Glass sizes available in 2" increments. You should have a less than 2" gap on both sides of the glass. Custom lengths are available upon request.

Note: Check out our accessories on page 14 for more products to complete your project. Contact your local building department prior to installation. Available in Textured Black (XB), Textured Grey (TG) Textured Bronze (YB), or Gloss White (WT).

vista



style &
simplicity

Aluminum Cable Railing System



Aluminum Cable Railing System

- ✔ **Aluminum Posts are Pre-drilled with Pre-threaded Holes**
Simply screw hardware into holes.
- ✔ **Swageless Cable Connection**
Simply cut cable to length and insert into the hardware.
(release key included with hardware)
- ✔ **Single Post**
No need to double post at corners and stair transitions.
- ✔ **Stair Connection is Simple and Clean**
Simply insert stair rail into post cut out and fasten in place.
- ✔ **Picture Frame**
The same rails and post design creates a consistent frame around your infill of choice.
(regular picket, wide picket, framed glass, cable)
- ✔ **Ease of Installation and Quoting**
Factory attached sleeved brackets mean a quick and simple assembly.
- ✔ **Safety Assured**
Tested in accordance with national building codes.



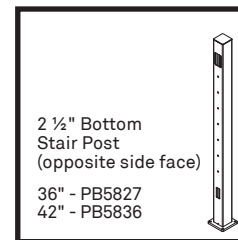
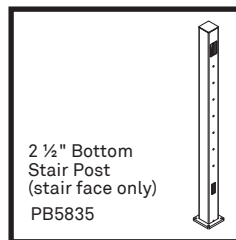
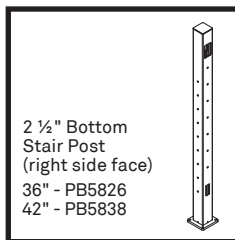
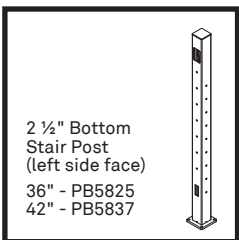
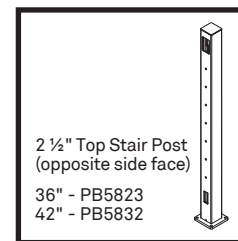
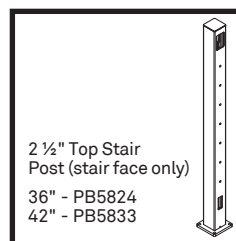
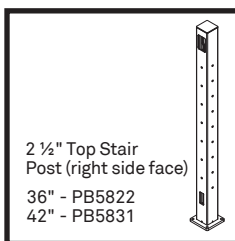
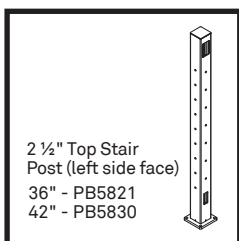
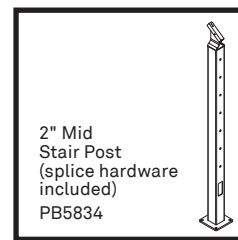
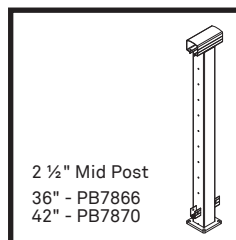
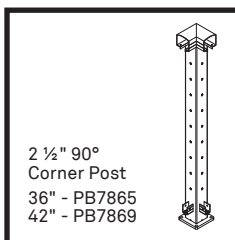
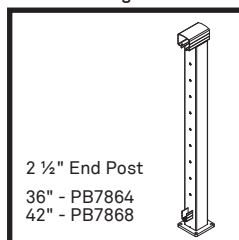
vista

style &
simplicity

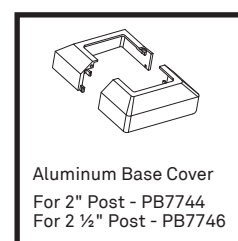
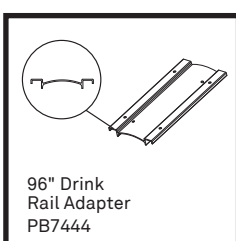
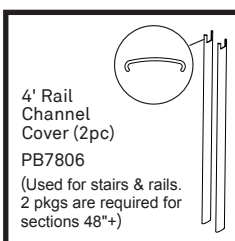
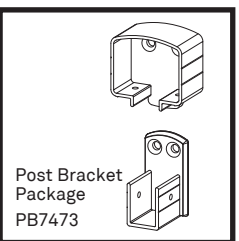
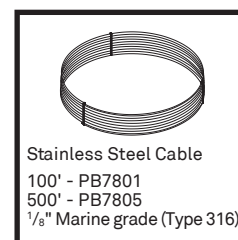
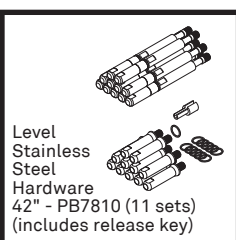
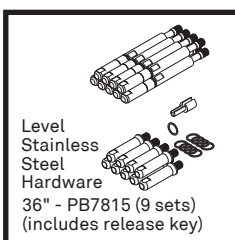
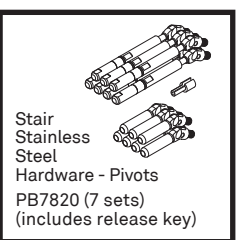
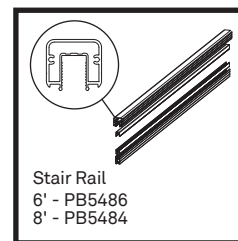
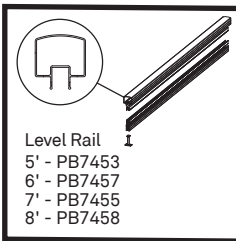
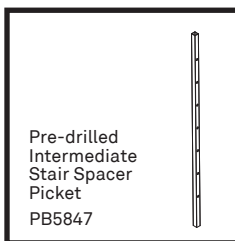
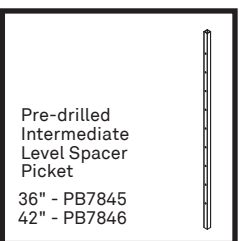
Aluminum Cable Railing System

Aluminum Cable Railing System

Posts in drawings are at a 36" height.



To determine stair post need: Looking from the bottom of the stairs up, the side in which the level rail connects to the post is the post hand required.



NOTE: Check out our accessories on pages 11 and 14 for more products to complete your project. Contact your local building department prior to installation. Available in Textured Black (XB).

vista



style &
simplicity

Cable System Accessories

Cable System Accessories



Swageless Cable Connection

Simply cut cable to length and insert into fittings. (Release key included with hardware).



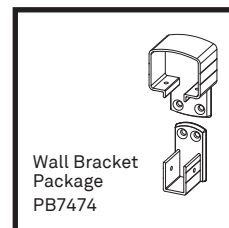
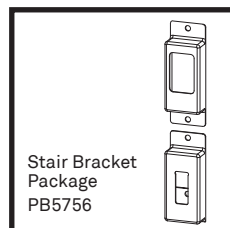
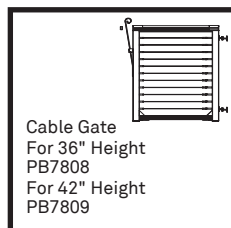
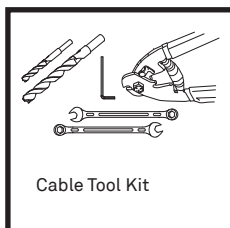
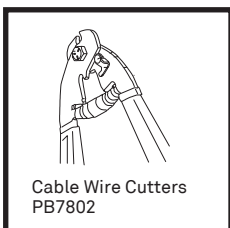
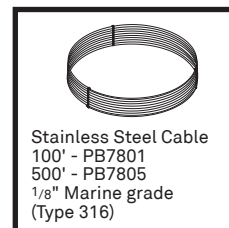
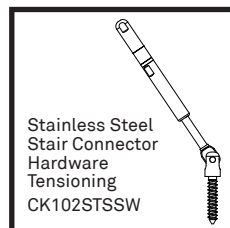
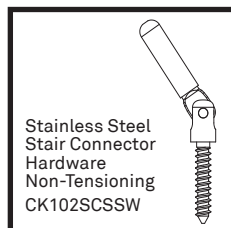
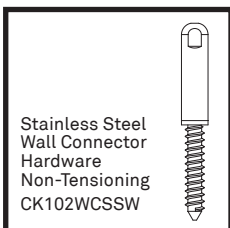
Picture Frame

The same rails creates a consistent frame around your infill of choice. (regular picket, wide picket, frame glass, cable).



Build to Suit Your Project

Connect Vista Aluminum Cable Rail System to your existing structural walls and posts with Vista cable wall hardware and wall brackets.





vista

style &
simplicity

Cable Infill Kits

Cable Infill Kits



All-in-One Package

Includes all needed hardware for wood, composite, vinyl and metal posts.



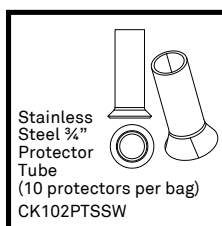

“Swageless” System

No special crimping tools required. Fittings designed to “hide” inside post.
Can be used for level and stair applications.



Stainless Steel Cables

1/8" 19 strand, 316 stainless steel.




Each Pack Includes:

- 1/8" diameter Stainless Steel Cable Wire (specified length)
- Pre-attached Threaded Stud
- Stainless Steel Washer (for wood and metal)
- Brass Locknut
- Pull Lock



Aluminum Stair Railing

Product Showcase



✓ Meets ADA Requirements

Save installation time and create a better looking project since the Vista stair railing meets the graspable and continuous requirements.

✓ Long Runs

The mid stair post allows you to create sections longer than 8' while still having a continuous, graspable stair system.

✓ Clean Connection

No bulky brackets needed to attach the stair rails to the stair posts.

✓ Easy Installation

Simply slide the top and bottom rails into the pre-manufactured slots. No attachment of swiveling brackets needed.

✓ Installation Flexibility

Design of pre-manufactured slots provides 35° of angle play, ranging from 20° to 55°.

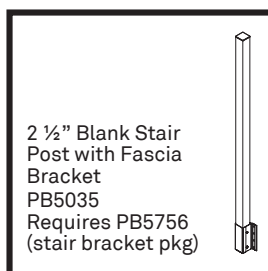
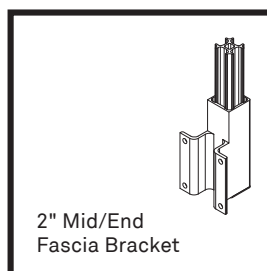
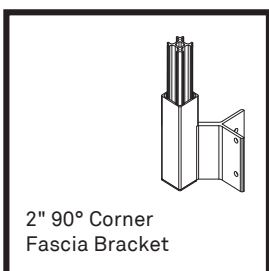
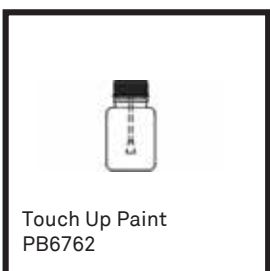
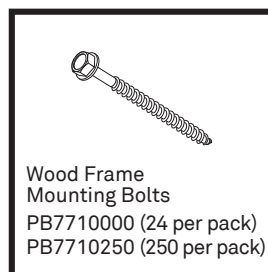
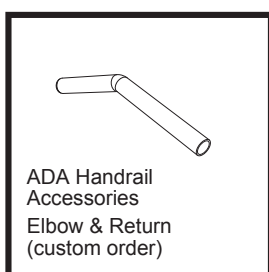
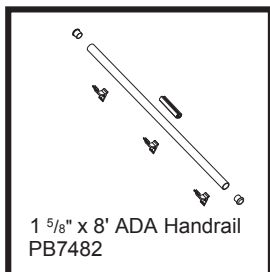
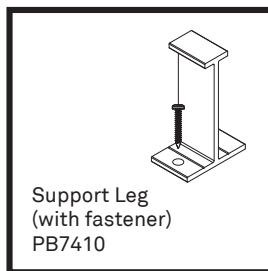
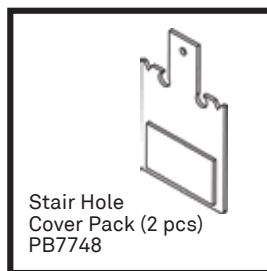
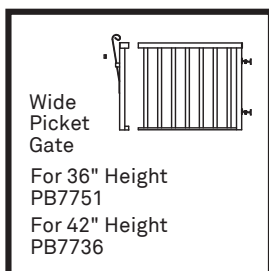
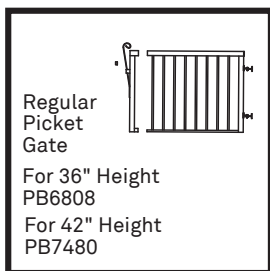


vista

style &
simplicity

Aluminum Railing Accessories

Aluminum Railing Accessories



Contact your local building department prior to installation. Products are available in Textured Black (XB), Textured Grey (TG), Textured Bronze (YB) or Gloss White (WT).

Aluminum Frameless Glass Railing System



- ✓ **Ease of Installation**
Set posts, slide glass into post channels and press caps into place.
- ✓ **Simplicity**
Integrated channels built into post allows glass to slide down into place.
- ✓ **Uninterrupted View**
No top or bottom rails means an unobstructed view from your deck.
- ✓ **Flexibility & Versatility**
Post design allows for a wider range of horizontal angles.
- ✓ **Safety Assured**
Tested in accordance with national building codes.

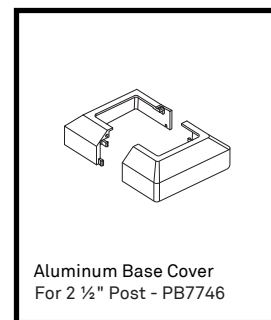
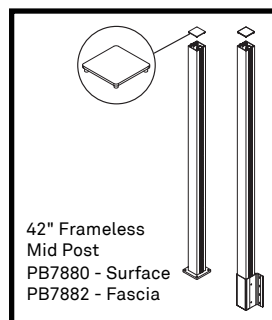
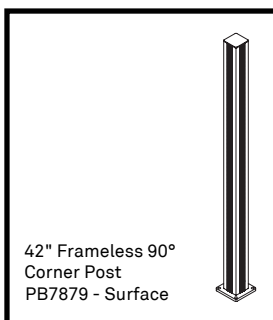
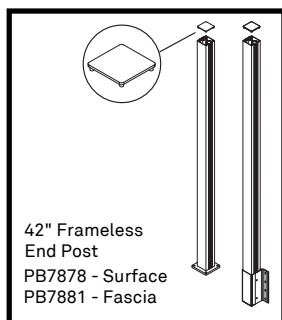


vista

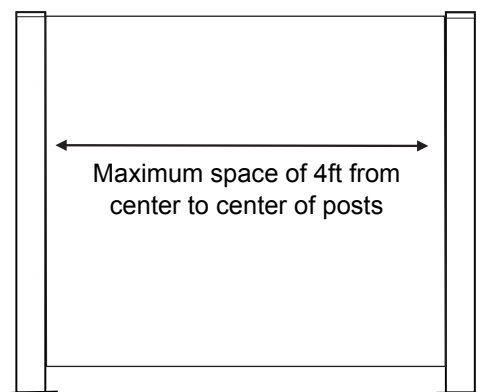
style &
simplicity

Aluminum Frameless Glass Railing System

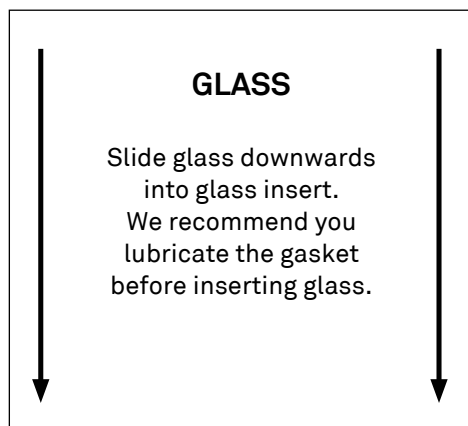
Aluminum Frameless Glass Railing System



SURFACE MOUNT

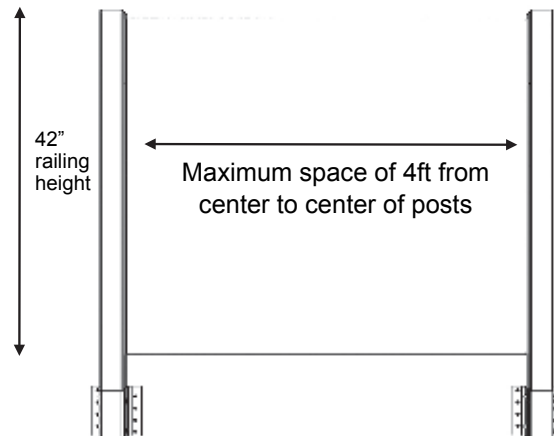


2

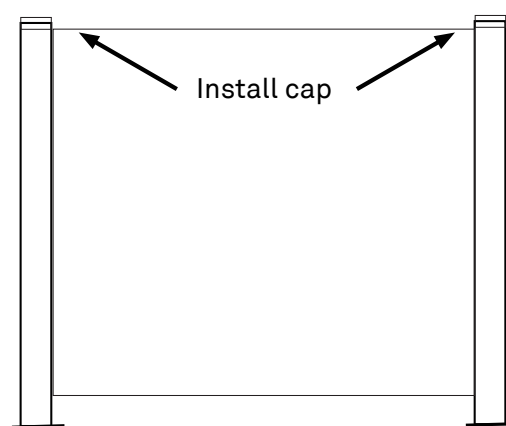


1

FASCIA MOUNT



3



Measuring for Length of Glass

1. Locate posts in desired locations, ensuring all posts are plumb and level.
2. Maintain a maximum of 4 ft (from center to center of posts).
3. Measure distance between posts and add 1 1/4" to total measurements.
(Ex.: If inside post to inside post measurement equals 45"...45"+1 1/4"=46 1/4", you will need to order 46 1/4" glass).
4. 3/8" glass is 40" high with horizontal polished edges, for 42" system.

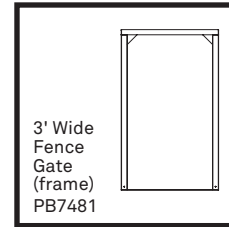
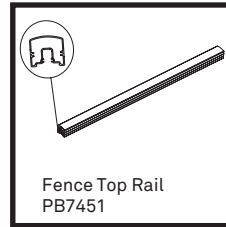



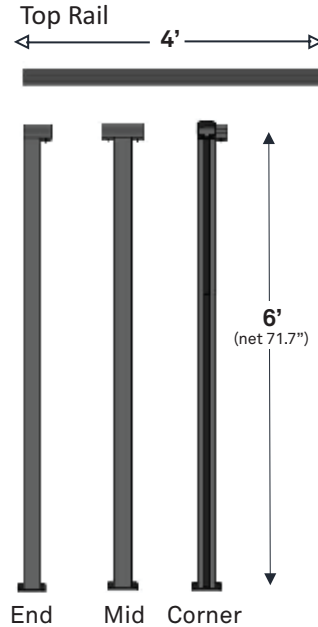
Note: Contact your local building department prior to installation. Available in Textured Black (XB).

Privacy Fence

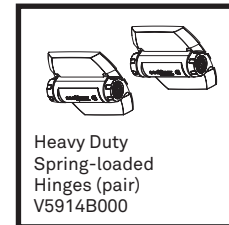
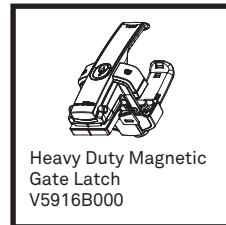
vista

style &
simplicity

Privacy Fence



Available in Textured Black (XB).



✓ All-in-One Post Kit

Includes gasket, spacer block, and sleeved rail to post connector.
Install with your choice of in-fill material.

✓ Endless Design Options

Select your choice of $\frac{3}{8}$ " (gasket) or $\frac{7}{8}$ " (no gasket) thick infill.

✓ Ease of Installation

Set posts, trim infill and slide in.



Railing Kits: Professional looking results in half the time.

Our railing kits provide everything needed between the posts for quick and easy purchase and installation.

Traditional Railing Kit

Round/Straight Balusters (pages 19-20)



Tuscany Railing Kit

Round/Curved Balusters (page 21-22)



Somerset Railing Kit

Straight/Square Balusters (page 23-24)




Clearview Glass Railing Kit

(pages 25-26)



For more information scan here



Traditional Railing Kit System

vista

style &
simplicity



Traditional Railing Kit System



- ✔ **All-In-One Kit**
Everything you need between the posts!
- ✔ **Ease of Installation**
Factory precision pre-drilled rails speed up and simplify installation.
- ✔ **Cost Effective**
Installs in half the time of alternative component systems saving time, money and frustration.
- ✔ **Low Maintenance**
Powder-coated balusters that never require painting or staining and never rot, twist or split.
- ✔ **Safety Assured**
Tested in accordance with national building codes.

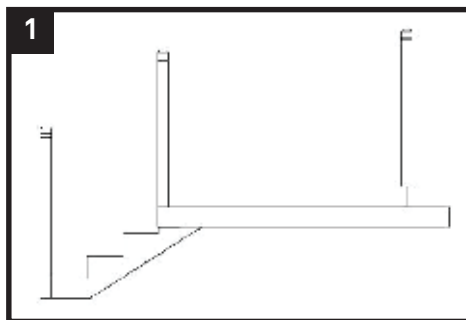


vista

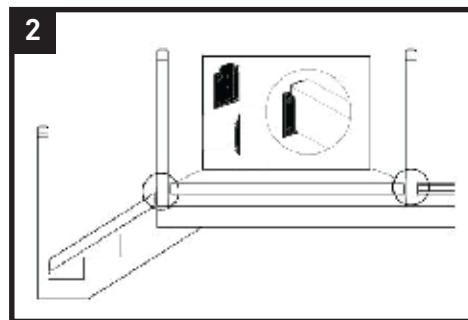
style &
simplicity

Traditional Railing Kit System

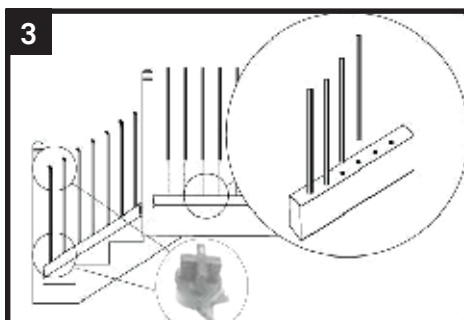
Traditional Railing Kit System



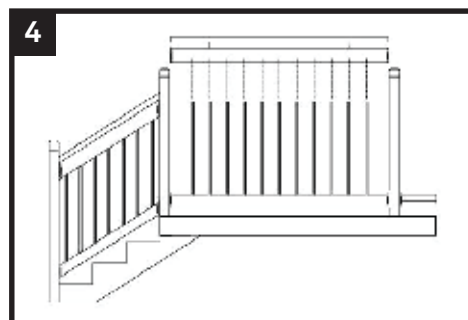
1 Set newel posts (sold separately) to accommodate pre-drilled rail length. Center pre-drilled rail between newel posts and trim equal amounts from each end of top and bottom rails.



2 Slide rail hanger bracket over the end of the rail and attach with screws through end of rail. (Hint: Opening of bracket must always be up)



3 With a high-quality polyurethane construction adhesive, fill all the holes half way. Insert balusters into pre-drilled holes in rail. This will bond the wood to the balusters. Best to use 26" baluster option for stairs.



4 Apply pre-drilled top rail. Attach cap rail. Fasten railing section to post with rail hanger brackets.

EVERYTHING YOU NEED BETWEEN THE POSTS!

- 2 profiled & factory pre-drilled rails
- 2 pairs of rail hanger brackets with fasteners
- 1 profiled cap rail
- Powder-coated balusters (round/straight)

6ft x 36"	6ft x 42"	8ft x 36" & 42"	<p>Stair Angle Adapters Black (15 pack) AL9400B00W</p> <p>Rail Hanger Bracket (Pack of 2 with fasteners) HW9509600W</p>
<p>6ft X 36" 3 rail Brown Treated - CRBTR6B26M 6ft X 36" 3 rail Premium Western Red Cedar - CRWRC6B26M</p>	<p>6 ft X 42" 3 Rail Brown Treated - CRBTR6B32M 6 ft X 42" 3 Rail Premium Western Red Cedar - CRWRC6B32M</p>	<p>8 ft X 36" 3 Rail Brown Treated - CRBTR8B26M 8 ft X 42" 3 Rail Brown Treated - CRBTR8B32M</p>	

Note: Contact your local building department prior to installation. Available in Premium Western Red Cedar (WRC) and Brown Treated (BT). Level Kits can be converted by using the stair rail adapters that change baluster to rail connection to an exterior stair angle. Posts also available for purchase in Premium Western Red Cedar (WRC) and Brown Treated (BT) (posts not included in kit). Available in 36" and 42" railing height.

vista



style &
simplicity

Tuscany Railing Kit System

Tuscany Railing Kit System



All-In-One Kit

Everything you need between the posts!



Ease of Installation

Factory precision pre-drilled rails speed up and simplify installation.



Cost Effective

Installs in half the time of alternative component systems saving time, money and frustration.



Low Maintenance

Powder-coated balusters that never require painting or staining and never rot, twist or split.



Safety Assured

Tested in accordance with national building codes.

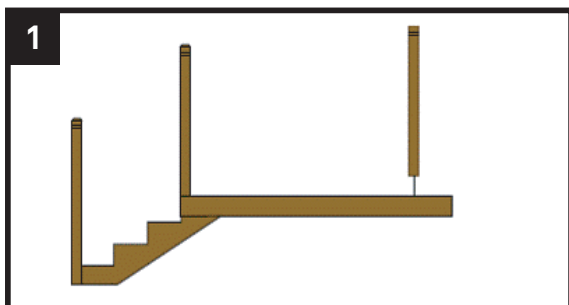


vista

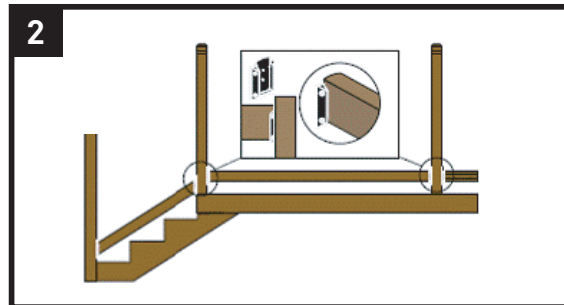
style &
simplicity

Tuscany Railing Kit System

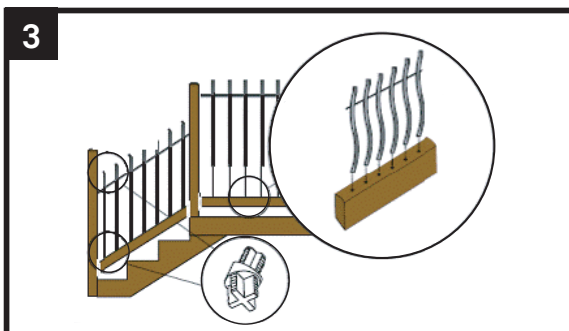
Tuscany Railing Kit System



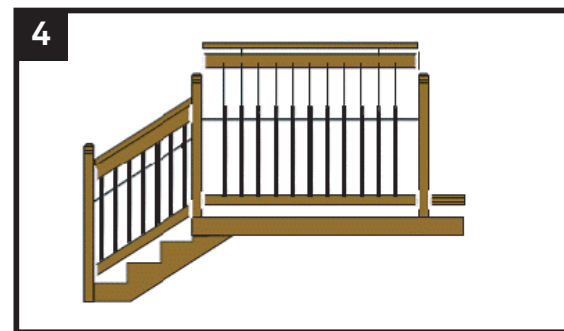
1 Set new posts to accommodate pre-drilled rail length. Center pre-drilled rail between newel posts and trim equal amounts from each end of top and bottom rail.



2 Slide rail hanger bracket over the end of the rail and attach with screws through end of rail.
Hint: Opening of bracket must always be up.



3 Carefully thread the lock bar through slot in top portion of Tuscany balusters. With a high-quality polyurethane construction adhesive, fill all the holes half way. Insert balusters into pre-drilled holes in rail. This will bond the wood to the balusters.



4 Apply pre-drilled top rail. Fasten railing section to post with rail hanger brackets. Attach cap rail.

EVERYTHING YOU NEED BETWEEN THE POSTS!

- ✔ 2 profiled & factory pre-drilled rails
- ✔ 1 profiled cap rail
- ✔ Powder-coated balusters (round/curved level or stair)
- ✔ Accent lock bar
- ✔ 2 pairs of rail hanger brackets with fasteners
- ✔ Stair kits include angle adapters (for baluster connection)

LEVEL KIT	LEVEL KIT	STAIR KIT	
6 ft Kit 42" 3 Rail Brown Treated – TRBTR6B32M 6 ft Kit 42" 3 Rail Premium Western Red Cedar – TRWRC6B32M	8 ft Kit 42" 3 Rail Brown Treated – TRBTR8B32M	6 ft Stair Kit (36") 36" 3 Rail Brown Treated – TSBTR6B27M 6 ft Stair kit (36") 36" 3 Rail Premium Western Red Cedar – TSWRC6B27M	Rail Hanger Bracket (Pack of 2 with fasteners) HW9509600W



WRC: CE9106054W
BT: BT9106054U

Note: Contact your local building department prior to installation. Level & Stair Kits available in Premium Western Red Cedar (WRC) and Brown Treated (BT). Posts also available for purchase in Premium Western Red Cedar (WRC) or Brown Treated (BT) options (posts not included in kit). Level kits available in 42" height only.

Somerset Railing Kit System

vista 
style &
simplicity



Somerset Railing Kit System



- ✔ **All-In-One Kit**
Everything you need between the posts!
- ✔ **Ease of Installation**
Factory precision pre-drilled rails speed up and simplify installation.
- ✔ **Cost Effective**
Installs in half the time of alternative component systems saving time, money and frustration.
- ✔ **Low Maintenance**
Powder-coated balusters that never require painting or staining and never rot, twist or split.
- ✔ **Safety Assured**
Tested in accordance with national building codes.

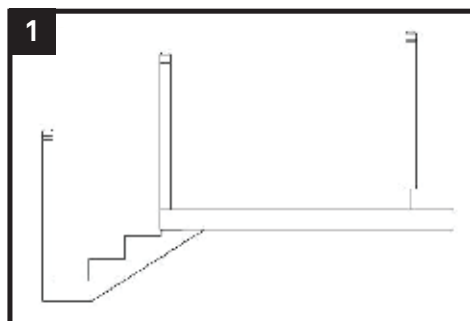


vista

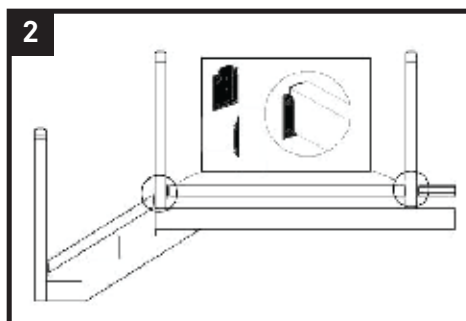
style &
simplicity

Somerset Railing Kit System

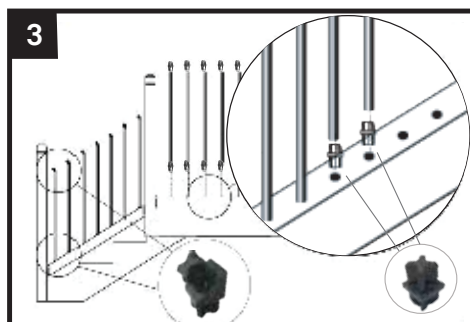
Somerset Railing Kit System



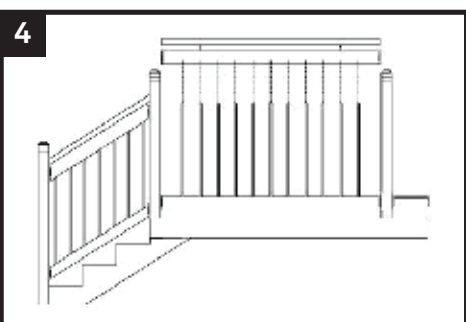
1
Set newel posts (sold separately) to accommodate pre-drilled rail length. Center pre-drilled rail between newel posts and trim equal amounts from each end of top and bottom rails.



2
Slide rail hanger bracket over the end of the rail and attach with screws through end of rail. (Hint: Opening of bracket must always be up).



3
With a high-quality polyurethane construction adhesive, fill all the holes half way. Insert balusters with adapters into pre-drilled holes in rail. This will bond the wood to the balusters.



4
Apply pre-drilled top rail. Attach cap rail. Fasten railing section to posts with rail hanger brackets.

EVERYTHING YOU NEED BETWEEN THE POSTS!

- ✔ 2 factory pre-drilled rails
- ✔ 1 cap rail
- ✔ Powder-coated balusters (square/straight)
- ✔ Level kits include 30 baluster adapters
- ✔ Stair kits include 30 angle baluster adapters
- ✔ 2 pairs of rail hanger brackets with fasteners

LEVEL	STAIR	
6 ft Kit 42" 3 Rail Brown Treated – SRBTR6B32M 6 ft Kit 42" 3 Rail Premium Western Red Cedar – SRWRC6B32M	6 ft Stair Kit 36" 3 Rail Brown Treated – SSBTR6B26M 6 ft Stair Kit 36" 3 Rail Premium Western Red Cedar – SSWRC6B26M	Rail Hanger Bracket (Pack of 2 with fasteners) HW9509600W



Note: Contact your local building department prior to installation. Level & Stair Kits available in Premium Western Red Cedar (WRC) and Brown Treated (BT). Posts also available for purchase in Premium Western Red Cedar (WRC) or Brown Treated (BT) options (posts not included in kit). Level kits available in 42" height only.

Clearview Railing Kit System



Clearview Railing Kit System

- ✔ **Quick and Easy**
A two-box system with tempered glass panels in one box and pre-slotted rails and brackets in another box.
- ✔ **Ease of Installation**
Factory precision pre-slotted rails speed up and simplify installation.
- ✔ **Cost Effective**
Installs in half the time of alternative component systems saving time, money and frustration.
- ✔ **Beautiful Craftsmanship**
Design provides a clean and contemporary look with unobstructed views.
- ✔ **Safety Assured**
Tested in accordance with national building codes.

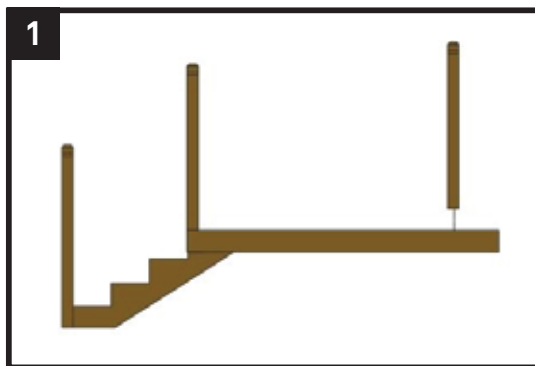


vista

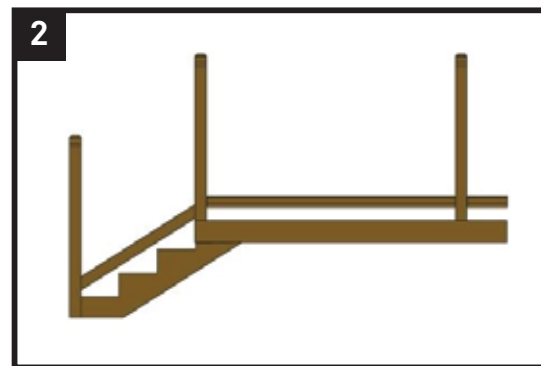
style &
simplicity

Clearview Railing Kit System

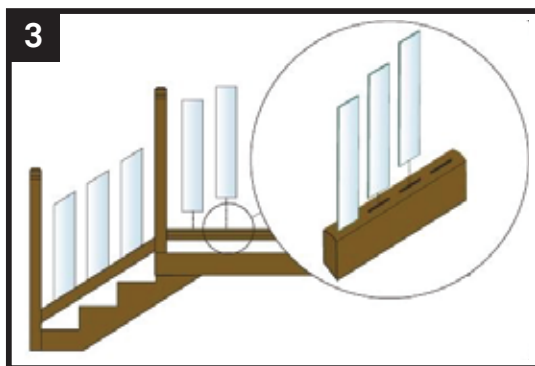
Clearview Railing Kit System



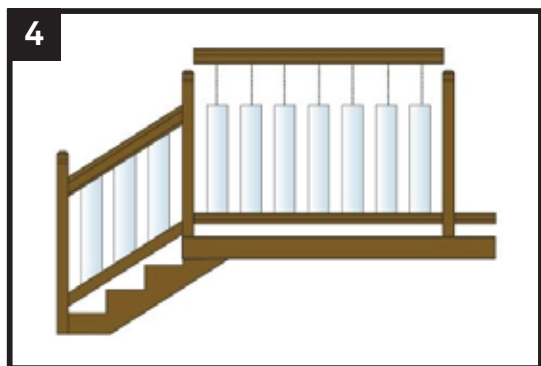
1 Install newel posts (sold separately)



2 Install bottom rail



3 Install glass panels





4 Install top rail

PREMIUM CLEARVIEW DECK RAILING KITS (2 PC PKG)

- ✓ 2 pre-slotted rails
- ✓ 1 cap rail
- ✓ 2 pairs of rail hanger brackets with fasteners

- ✓ Glass Package includes:
 - $\frac{5}{16}$ " clear tempered glass panels
 - Available in 36" or 42" deck railing height

CLEARVIEW GLASS PANELS (1 CARTON)	RAILING KITS	
$\frac{5}{16}$ " x 6" x 26 $\frac{1}{4}$ " Clear Tempered Glass Panel (for 36" railing height) – GL9000C26W	6 ft Premium Western Red Cedar Deck Railing Kit (3 rail pieces – 7 slots) – CVWRCCP06I	 Rail Hanger Bracket Pack of 2 with fasteners HW9509600W
$\frac{5}{16}$ " x 6" x 32 $\frac{1}{4}$ " Clear Tempered Glass Panel (for 42" railing height) – GL9000C32W	6 ft Premium Western Red Cedar Stair Railing Kit (3 rail pieces – 6 slots) – CVWRCCS06I	
$\frac{5}{16}$ " x 6" x 33 $\frac{1}{2}$ " Clear Tempered Glass Panel (for stair railing) – GL9000C33H		



Note: Contact your local building department prior to installation. Available in Premium Western Red Cedar (WRC). Kits come in Level and Stair options. Glass and railing sold separately. Posts also available for purchase in Premium Western Red Cedar (WRC) (posts not included in kit). Available in 36" and 42" railing height.

Multifamily and Commercial

vista 
style &
simplicity



**Welded Panel and
Component Railing
Systems Available**



**Check with local building department
as local building codes and bylaws may
apply prior to installation.**

vista

style &
simplicity



Phone: +1 800 667-8247

Email: sales@vistarailings.com

www.vistarailings.com

Follow us on:



Printed in Canada Item #AD9500PCUX-V4-2022