



Residential Product Line

# Quality People. Quality Products.



Welcome to Haas Door, a family owned and operated company. We value our customers and manufacture our garage doors with the highest quality workmanship and raw materials.

Our method is simple. We hire quality people driven to produce quality products. We call ourselves "The Haas Door Family" and that's the way we operate.

As you read forward, allow us to open a door to endless possibilities for you!

[haasdoor.com](http://haasdoor.com)

## Contents

American Tradition Series™ Carriage House Models Insulated Steel & Overlay / 2" thick / R-13.45	p 2-7
Residential Aluminum 360 Series Full View Aluminum / 2" thick	p 8-9
5000 Series Insulated Aluminum / 2" thick / R-17.66 Insulated Aluminum / 1¾" thick / R-16.18	p 10-11
2000 Series Insulated Steel / 2" thick / R-17.66	p 12-13
700 Series Insulated Steel / 1¾" thick / R-16.18	p 14-15
600 Series Insulated Steel / 1½" thick / R-13.45	p 16-17
2400 Series 24 Gauge Steel / 2" thick / R-7.45 Available	p 18-19
2500 Series 25 Gauge Steel / 2" thick / R-7.45 Available	p 20-21
SelectView Options	p 22-23
Glass Options	p 23
Window Options	p 24-27
Residential Warranty and Product Gauge Information	p 28
Wind Load & Accessories	p 28
Quality & Environmental Commitment	p 29



Create your garage door  
and view it on your home  
at **haascreate.com**





## FEATURES

- 2" Thick with Overlay
- Full Thermal Break
- 13.45 Calculated R-Value
- CFC-Free Polyurethane Insulation
- 26-Gauge Galvanized Steel
- Polyurethane Overlay Boards
- 17 Base & 16 Overlay Colors
- 12 Door Designs
- 10 Window Options
- 4 Impact Polycarbonate Glazing Options
- Available with Wind Load
- Industry Leading Warranty
  - Lifetime Rust & Delamination
  - 6 Year Hardware
  - 5 Year Overlay Delamination
  - 3 Year Spring
  - 1 Year All Other Components




LIMITED  
LIFETIME  
WARRANTY



# American Tradition series™

930 in carbon black with arch 3-pane dark gray/dark gray windows



## Single Door Designs



920 Plain



921 Plain



922 Plain



940 Plain



941 Plain



942 Plain



930 Arch



931 Arch



932 Arch



950 Arch



951 Arch



952 Arch

## Double Door Designs



920 Plain (930 Arch)



922 Plain (932 Arch)



941 Plain (951 Arch)



921 Plain (931 Arch)



940 Plain (950 Arch)



942 Plain (952 Arch)



Enjoy the handcrafted quality and rich traditional carriage house style without the maintenance of wood. The American Tradition Series™ doors contain CFC/HCFC-free polyurethane insulation with a calculated R-value of 13.45. They are available in thirteen solid and four wood grain base colors. Overlay boards are available in the twelve solid and four wood grain colors, with an option to mix and match any combination.  
*(examples: almond boards on a sandstone door or carbon black boards on an american walnut door)*

Solid Base Colors

	
Almond	Bronze
	
Brown	Charcoal
	
Carbon Black**	Gray
	
Hunter Green	Polar White
	
Sahara Tan	Sandstone
	
Trinar® Beige*	Trinar® Brown*
	
Trinar® White*	

\*Trinar® colors carry a 35-year finish warranty. \*\*Carbon Black includes a cool chemistry paint finish but is not recommended for projects with extreme exposures to heat and sunlight.

Solid Overlay Colors

			
Almond	Bronze	Brown	Carbon Black
			
Charcoal	Gray	Hunter Green	Sahara Tan
			
Sandstone	Trinar® Beige	Trinar® Brown	White



921 in charcoal with ash overlays, 3-pane windows



952 in polar white with solid arch







920 in english oak with 3-pane windows



931 in almond with single arch 6-pane windows

Wood Grain Base Colors

	
Mahogany	Ash
	
American Walnut	English Oak

Wood Grain Overlay Colors

	
Mahogany	Ash
	
American Walnut	English Oak

Color Note: Wood grain overlays are handcrafted and can vary slightly in color like real wood.


















Top Section Window Designs

	
Glazed 3-Pane	Glazed Arch 3-Pane
	
Glazed 4-Pane	Glazed Arch 4-Pane
	
Glazed 6-Pane	Glazed Arch 6-Pane
	
Glazed 8-Pane	Glazed Arch 8-Pane
	
Glazed	Glazed Arch
	
Solid	Solid Arch



Glass Options

Insulated - 1/2" tempered (optional)

		
Clear/Clear	Aqua/Clear	Rain/Clear
		
Clear/Frosted	Aqua/Frosted	Rain/Frosted
		
Light Gray/Clear	Dark Gray/Clear	Bronze/Clear
		
Light Gray/Frosted	Dark Gray/Frosted	Bronze/Frosted
		
Clear/Low-E	Clear/Solar Ban	Dark Gray/Dark Gray

Non-Insulated - 1/8" tempered (standard)



		
Clear	Aqua	Rain
		
Light Gray	Dark Gray	Bronze
		
Frosted	Clear Lexan	Obscure

Impact Polycarbonate - (UV rating on Clear only)

		
Clear	Dark Gray	Pebble
		
Bronze		



Decorative Hardware

	
Hinges (optional)	Handles (standard)





## FEATURES

- .050" Minimum Aluminum Tublar Extrusion
- Rust and Corrosion Free
- Commercial-grade Aluminum
- Tongue-and-Groove Section Joints
- Custom-matched Color and Powder Coating available
- 16 Insulated Glass Options
- 13 Non-Insulated Glazing Options
- 4 Impact Polycarbonate Glazing Options

(Glazing Options on pg23)



# Residential Aluminum 360 series

RA 360 Series / 1 3/4" thick



RA360 in polar white rails with 1/4" impact dark gray polycarbonate




## Standard Colors

Matching solid panels also available for all colors.



## Powder Coated Wood Grain Colors



Due to the printing process, colors may vary. For an accurate color match, contact your Haas Door dealer.



## FEATURES

- 2" or 1¾" Thick with Full Thermal Break
- 17.66 Calculated R-Value (5200 Models); 16.18 Calculated R-Value (5700 Models)
- CFC-Free Polyurethane Insulation
- Corrosion-Resistant Stucco Embossed Aluminum
- Trinar® Color with 35-Year Finish Warranty
- Air Infiltration Joint Seal (5200 Models)
- Available with Wind Load
- Decorative Glass Options (pg 24)
- SelectView Options (pg 22-23)
- 41 Window Options (pg 25-27)
- Industry Leading Warranty
  - Lifetime Delamination
  - 6 Year Hardware
  - 3 Year Spring
  - 1 Year All Other Components






# 5000 series

MIAMI-DADE COUNTY  
APPROVED




LIMITED  
**LIFETIME**  
WARRANTY

5210/5710 in Trinar® polar white




A **Full Thermal Break** is used in the tongue-and-groove construction of all 5000 series doors. This rigid vinyl extrusion seals the joints and eliminates metal-to-metal contact, which limits the transfer of temperature.

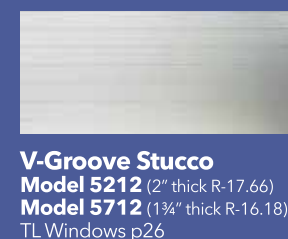
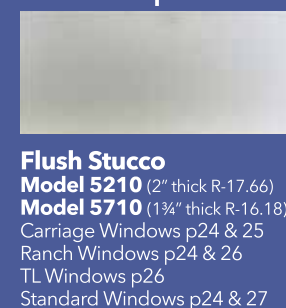
5200 series doors include **Air Infiltration Seals**, which exceed the ASHRAE 90.1 Standard when installed with standard bottom seal and commonly available rigid/flexible vinyl door stop.



## Color Options



## Panel Options



# Insulated Aluminum 11



Color Options

Wood Grain



The pre-painted wood grain finish is baked on to ensure a durable and long lasting door. Steel wood grain colors feature a 10 year finish warranty.

Premium



\*Trinar® colors carry a 35-year finish warranty, making them ideal for projects that require extra-long lasting durability and beauty. \*\*Carbon Black includes a cool chemistry paint finish but is not recommended for projects with extreme exposures to heat and sunlight.


Standard



Due to the printing process, colors may vary. For accurate color samples, contact a Haas Door dealer for a color selector.

FEATURES

- 2" Thick with Full Thermal Break
- 17.66 Calculated R-Value
- CFC-Free Polyurethane Insulation
- 26-Gauge Galvanized Steel
- Air Infiltration Joint Seal
- Available with Wind Load
- Decorative Glass Options (pg 24)
- SelectView Options (pg 22-23)
- 41 Window Options (pg 25-27)
- Industry Leading Warranty
  - Lifetime Rust & Delamination
  - 10-Year Finish (Wood Grain colors)
  - 6-Year Hardware
  - 3-Year Spring
  - 1-Year All Other Components



2000 series doors include **Air Infiltration Seals**, which exceed the ASHRAE 90.1 Standard when installed with standard bottom seal and commonly available rigid/flexible vinyl door stop.

A **Full Thermal Break** is used in the tongue-and-groove construction. This rigid vinyl extrusion seals the joints and eliminates metal-to-metal contact, which limits the transfer of temperature.




2000series

MIAMI-DADE COUNTY  
APPROVED



LIMITED  
LIFETIME  
WARRANTY

2064 in uni-directional mahogany with 3-pane arch windows, hinges and handles



2060 in uni-directional ash with 3-pane windows



2010 in sandstone with plain carriage house windows and selectview option (see pg 22)



2073 in sahara tan with colonial windows



2080 in charcoal with colonial windows

Panel Options



**Flush Model 2010**  
All colors except  
Bi-Directional wood grains  
Carriage Windows p24 & 25  
Ranch Windows p24 & 26  
TL Windows p26  
Standard Windows p24 & 27

**V-Groove Model 2012**  
All colors except  
Bi-Directional wood grains  
TL Windows p26

**Ribbed Short Panel Model 2060**  
All colors  
Carriage Windows p24 & 25  
**Model 2072**  
All colors  
Ranch Windows p24 & 26  
**Model 2082**  
All colors  
Standard Windows p24 & 27

**Recessed Short Panel Model 2061**  
All colors  
Carriage Windows p24 & 25  
**Model 2071**  
All colors  
Ranch Windows p24 & 26  
**Model 2081**  
All colors  
Standard Windows p24 & 27

**Ribbed Long Panel Model 2064**  
All colors  
Carriage Windows p24 & 25  
**Model 2074**  
All colors  
Ranch Windows p24 & 26

**Recessed Long Panel Model 2063**  
(Not available in 24" sections)  
All colors  
Carriage Windows p24 & 25  
**Model 2073**  
(Not available in 24" sections)  
All colors  
Ranch Windows p24 & 26

**Raised Ranch Panel Model 2070**  
All colors  
Ranch Windows p24 & 26

**Raised Standard Panel Model 2080**  
All colors  
Standard Windows p24 & 27

**Sculptured Raised Panel Model 2090**  
All colors  
Standard Windows p24 & 27



Color Options

Wood Grain

Bi-Directional American Walnut	Bi-Directional English Oak	Bi-Directional Ash	Bi-Directional Mahogany
Uni-Directional American Walnut	Uni-Directional English Oak	Uni-Directional Ash	Uni-Directional Mahogany

The pre-painted wood grain finish is baked on to ensure a durable and long lasting door. Steel wood grain colors feature a 10 year finish warranty.

Premium

Trinar® White*	Trinar® Beige*	Trinar® Brown*	Carbon Black**
----------------	----------------	----------------	----------------

\*Trinar® colors carry a 35-year finish warranty, making them ideal for projects that require extra-long lasting durability and beauty. \*\*Carbon Black includes a cool chemistry paint finish but is not recommended for projects with extreme exposures to heat and sunlight.

Standard

Polar White	Almond	Gray	Bronze
Sahara Tan	Sandstone	Hunter Green	Charcoal
Brown			

Due to the printing process, colors may vary. For accurate color samples, contact a Haas Door dealer for a color selector.

FEATURES

- 1 3/4" Thick with Full Thermal Break
- 16.18 Calculated R-Value
- CFC-Free Polyurethane Insulation
- 26-Gauge Galvanized Steel
- Available with Wind Load
- Decorative Glass Options (pg 24)
- SelectView Options (pg 22-23)
- 47 Window Options (pg 25-27)
- Industry Leading Warranty
  - Lifetime Rust & Delamination
  - 10-Year Finish (Wood Grain colors)
  - 6-Year Hardware
  - 3-Year Spring
  - 1-Year All Other Components



A Full Thermal Break is used in the tongue-and-groove construction of all 700 series doors. This rigid vinyl extrusion seals the joints and eliminates metal-to-metal contact, which limits the transfer of temperature.



700 series




MIAMI-DADE COUNTY  
APPROVED

Florida/Non-Florida  
Wind Load  
Impact/Non-Impact










LIMITED  
LIFETIME  
WARRANTY

764 in Trinar® beige with 3-pane windows, hinges and handles

700 Series / 1 3/4" thick / R-16.18



Panel Options

 <p><b>Flush Model 710</b> All colors except Bi-Directional wood grains Carriage Windows p24 &amp; 25 Ranch Windows p24 &amp; 26 TL Windows p26 Standard Windows p24 &amp; 27</p>	 <p><b>V-Groove Model 712</b> All colors except Bi-Directional wood grains TL Windows p26</p>	 <p><b>Ribbed Short Panel Model 760</b> All colors Carriage Windows p24 &amp; 25 <b>Model 772</b> All colors Ranch Windows p24 &amp; 26 <b>Model 782</b> All colors Standard Windows p24 &amp; 27</p>	 <p><b>Recessed Short Panel Model 761</b> All colors Carriage Windows p24 &amp; 25 <b>Model 771</b> All colors Ranch Windows p24 &amp; 26 <b>Model 781</b> All colors Standard Windows p24 &amp; 27</p>	 <p><b>Ribbed Long Panel Model 764</b> All colors Carriage Windows p24 &amp; 25 <b>Model 774</b> All colors Ranch Windows p24 &amp; 26</p>	 <p><b>Recessed Long Panel Model 763</b> (Not available in 24" sections) All colors Carriage Windows p24 &amp; 25 <b>Model 773</b> (Not available in 24" sections) All colors Ranch Windows p24 &amp; 26</p>	 <p><b>Raised Ranch Panel Model 770</b> All colors Ranch Windows p24 &amp; 26</p>	 <p><b>Raised Standard Panel Model 780</b> All colors Standard Windows p24 &amp; 27</p>	 <p><b>Sculptured Raised Panel Model 790</b> All colors Standard Windows p24 &amp; 27</p>
---	--	--	---	---	---	--	--	--



Color Options

Wood Grain

Bi-Directional American Walnut	Bi-Directional English Oak	Bi-Directional Ash	Bi-Directional Mahogany
Uni-Directional American Walnut	Uni-Directional English Oak	Uni-Directional Ash	Uni-Directional Mahogany

The pre-painted wood grain finish is baked on to ensure a durable and long lasting door. Steel wood grain colors feature a 10 year finish warranty.

Premium

Trinar® White*	Trinar® Beige*	Trinar® Brown*	Carbon Black**
----------------	----------------	----------------	----------------

\*Trinar® colors carry a 35-year finish warranty, making them ideal for projects that require extra-long lasting durability and beauty. \*\*Carbon Black includes a cool chemistry paint finish but is not recommended for projects with extreme exposures to heat and sunlight.


Standard

Polar White	Almond	Gray	Bronze
Sahara Tan	Sandstone	Hunter Green	Charcoal
Brown			

Due to the printing process, colors may vary. For accurate color samples, contact a Haas Door dealer for a color selector.

FEATURES

- 1 3/8" Thick with Full Thermal Break
- 13.45 Calculated R-Value
- CFC-Free Polyurethane Insulation
- 26-Gauge Galvanized Steel
- Available with Wind Load
- Decorative Glass Options (pg 24)
- SelectView Options (pg 22-23)
- 47 Window Options (pg 25-27)
- Industry Leading Warranty
  - Lifetime Rust & Delamination
  - 10-Year Finish (Wood Grain colors)
  - 6-Year Hardware
  - 3-Year Spring
  - 1-Year All Other Components



A Full Thermal Break is used in the tongue-and-groove construction of all 600 series doors. This rigid vinyl extrusion seals the joints and eliminates metal-to-metal contact, which limits the transfer of temperature.



600 series



660 in mahogany with 6-pane windows

LIMITED LIFETIME WARRANTY

Florida/Non-Florida Wind Load Impact/Non-Impact

MIAMI-DADE COUNTY APPROVED



674 in sahara tan with prairie windows, hinges and handles



680 in carbon black with colonial windows and selectview option (see pg 22)



660 in sandstone with 6-pane windows, hinges and handles



660 in bi-directional american walnut with 3-pane windows

Panel Options


<b>Flush Model 610</b> All colors except Bi-Directional wood grains Carriage Windows p24 & 25 Ranch Windows p24 & 26 TL Windows p26 Standard Windows p24 & 27	<b>V-Groove Model 612</b> All colors except Bi-Directional wood grains TL Windows p26	<b>Ribbed Short Panel Model 660</b> All colors Carriage Windows p24 & 25 <b>Model 672</b> All colors Ranch Windows p24 & 26 <b>Model 682</b> All colors Standard Windows p24 & 27	<b>Recessed Short Panel Model 661</b> All colors Carriage Windows p24 & 25 <b>Model 671</b> All colors Ranch Windows p24 & 26 <b>Model 681</b> All colors Standard Windows p24 & 27	<b>Ribbed Long Panel Model 664</b> All colors Carriage Windows p24 & 25 <b>Model 674</b> All colors Ranch Windows p24 & 26	<b>Recessed Long Panel Model 663</b> (Not available in 24" sections) All colors Carriage Windows p24 & 25 <b>Model 673</b> (Not available in 24" sections) All colors Ranch Windows p24 & 26	<b>Raised Ranch Panel Model 670</b> All colors Ranch Windows p24 & 26	<b>Raised Standard Panel Model 680</b> All colors Standard Windows p24 & 27	<b>Sculptured Raised Panel Model 690</b> All colors Standard Windows p24 & 27

600 Series / 1 3/8" thick / R-13.45



## FEATURES

- 2" Thick
- 24-Gauge Galvanized Steel
- Tongue-and-Groove Construction
- 7.45 R-Value available
- Available with Wind Load
- Decorative Glass Options (pg 24)
- SelectView Options (pg 22-23)
- 37 Window Options (pg 25-27)
- Industry Leading Warranty
  - Lifetime Rust & Delamination
  - 6-Year Hardware
  - 3-Year Spring
  - 1-Year All Other Components



Tongue-and-groove construction is used in the manufacturing of all 2400 series doors. The door shown includes optional polystyrene insulation panel. (exterior cross section view)



# 2400series

2400 Series / 2" thick / R-7.45 available

2460 in charcoal with 3-pane windows

LIMITED  
**LIFETIME**  
WARRANTY

Florida/Non-Florida  
**Wind Load**  
Impact/Non-Impact

MIAMI-DADE COUNTY  
APPROVED




2470 in sahara tan with prairie windows



2461 in sandstone with 3-pane windows




2460 in polar white with 6-pane windows, hinges and handles



2480 in almond

## Color Options



**Insulated Laminate Back**  
(L) - inside view

\* L indicates energy efficient insulated laminate back option  
\*\* indicates panel is not available in 18" sections

## Panel Options



**Flush**  
**Model 2410/2410L\***  
Carriage Windows p24 & 25  
Ranch Windows p24 & 26  
TL Windows p26  
Standard Windows p24 & 27

**Ribbed Short Panel\*\***  
**Model 2460/2460L\***  
Carriage Windows p24 & 25  
**Model 2472/2472L\***  
Ranch Windows p24 & 26  
**Model 2482/2482L\***  
Standard Windows p24 & 27

**Recessed Short Panel\*\***  
**Model 2461/2461L\***  
Carriage Windows p24 & 25  
**Model 2471/2471L\***  
Ranch Windows p24 & 26  
**Model 2481/2481L\***  
Standard Windows p24 & 27

**Raised Ranch Panel**  
**Model 2470/2470L\***  
Ranch Windows p24 & 26

**Raised Standard Panel**  
**Model 2480/2480L\***  
Standard Windows p24 & 27



FEATURES

- 2" Thick
- 25-Gauge Galvanized Steel
- Tongue-and-Groove Construction
- 7.45 R-Value available
- Available with Wind Load
- Decorative Glass Options (pg 24)
- SelectView Options (pg 22-23)
- 37 Window Options (pg 25-27)
- Industry Leading Warranty
  - Lifetime Rust & Delamination
  - 3-Year Hardware
  - 3-Year Spring
  - 1-Year All Other Components



Tongue-and-groove construction is used in the manufacturing of all 2500 series doors. The door shown includes optional polystyrene insulation panel. (exterior cross section view)

LIMITED  
LIFETIME  
WARRANTY

Florida/Non-Florida  
Wind Load  
Impact/Non-Impact


MIAMI-DADE COUNTY  
APPROVED



2500 series



2500 Series / 2" thick / R-7.45 available



Color Options



Insulated Laminate Back  
(L) - inside view

\* L indicates energy efficient insulated laminate back option  
\*\* indicates panel is not available in 18" sections

Panel Options





SelectView Options

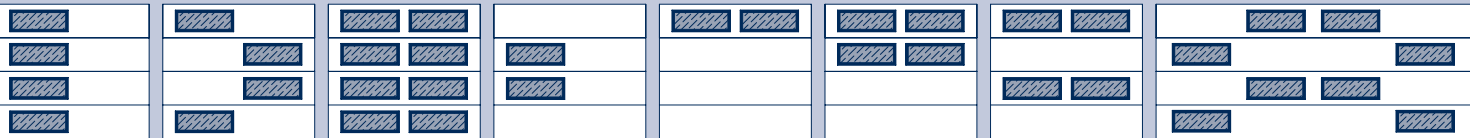
SelectView by Haas Door allows you to break out of the mold of a traditional garage door by placing windows in multiple patterns dependent on the window openings you desire. Whether you desire a modern take on a wood grain door or wish to match the window pattern to an entrance door, SelectView makes it easy to create a unique garage door window pattern to complement the style of your home or create a unique look.

Carriage House Options



- Add windows to a flush door to create a modern, custom look to fit your home.
- Available in Flush (10) models.
- Available with Decorative glass, Specialty glass & inserts.
- Largest glass window size - 39 7/16" x 13 7/16".

(Possibilities shown below, many more available)



TL Options




- Take the ordinary residential door to extraordinary.
- Available in Flush and V-Groove models.
- 25" x 12" and 24" x 6" window sizes, large window frame matches door color.

(Possibilities shown below, many more available)




Standard Options



- Mix windows & standard panels for a unique look.
- Available in Standard (80 & 90) stamped panel models.
- Available with Decorative glass, Specialty glass & inserts.
- 18 3/8" x 11 3/8" window size for 5000, 2000, 700 and 600 Series – 17 3/8" x 11 3/8" window size for 2400 and 2500 Series.

(Possibilities shown below, many more available)



SelectView Options (continued)

Ranch Options



- Create curb appeal with windows and panels.
- Available in Ranch (70) stamped panel models.
- Available with Decorative glass, Specialty glass & inserts.
- 39 3/8" x 11 1/2" size window.

(Possibilities shown below, many more available)



Glass Options

Insulated



Non-Insulated




Additional Residential Aluminum Non-Insulated



Impact Polycarbonate

(UV rating on Clear only)





Decorative Glass Window Options (more details on haasdoor.com)

Carriage House Series (not available in 18" sections)

	<b>5210</b> <b>2010, 2060, 2061, 2063, 2064</b> 3/4" Insulated - Clear/Clear, Aqua/Clear, Rain/ Clear, Clear/Frosted, Aqua/Frosted, Rain/Frosted	<b>5710</b> <b>710, 760, 761, 763, 764</b> <b>610, 660, 661, 663, 664</b> 1/2" Insulated - Clear/Clear, Aqua/Clear, Rain/ Clear, Clear/Frosted, Aqua/Frosted, Rain/Frosted	<b>2410, 2460, 2461</b> <b>2560, 2561</b> 1/8" Tempered - Clear, Aqua, Rain	
Emerald				
Modern Craft				
Prairieview				

Ranch Series

	<b>5210, 5270</b> <b>2010, 2070, 2071, 2072, 2073, 2074</b> 1/2" Insulated - Clear/Clear, Aqua/Clear, Rain/ Clear, Clear/Frosted, Aqua/Frosted, Rain/Frosted	<b>5710, 5770</b> <b>710, 770, 771, 772, 773, 774</b> <b>610, 670, 671, 672, 673, 674</b> 1/2" Insulated - Clear/Clear, Aqua/Clear, Rain/ Clear, Clear/Frosted, Aqua/Frosted, Rain/Frosted	<b>2410, 2470, 2471, 2472</b> <b>2570, 2571, 2572</b> 1/8" Tempered - Clear, Aqua, Rain	
Emerald				
Modern Craft				
Prairieview				

Standard Series

	<b>5210, 5280</b> 2010, 2080, 2081, 2082, 2090 1/2" Insulated - Clear/Clear, Aqua/Clear, Rain/ Clear, Clear/Frosted, Aqua/Frosted, Rain/Frosted	<b>5710, 5780</b> 710, 780, 781, 782, 790 610, 680, 681, 682, 690 1/2" Insulated - Clear/Clear, Aqua/Clear, Rain/ Clear, Clear/Frosted, Aqua/Frosted, Rain/Frosted	<b>2410, 2480, 2481, 2482</b> 2580, 2581, 2582 1/8" Tempered - Clear, Aqua, Rain	
Emerald				
Modern Craft				
Prairieview				

Window Options

Carriage House Series (not available in 18" sections)

	<b>5210</b> 2010, 2060, 2061, 2063, 2064 3/4" Insulated Tempered	<b>5710</b> 710, 760, 761, 763, 764 610, 660, 661, 663, 664 1/8" Tempered 1/2" Insulated Tempered	<b>2410, 2460, 2461</b> 2560, 2561 1/8" Tempered	
3-Pane				
3-Pane Single Arch				
3-Pane Double Arch				
4-Pane				
4-Pane Single Arch				
4-Pane Double Arch				
6-Pane				
6-Pane Single Arch				
6-Pane Double Arch				
8-Pane				
8-Pane Single Arch				
8-Pane Double Arch				
Plain				




Window Options  
Ranch Series

5210, 5270  
2010, 2070, 2071, 2072, 2073, 2074  
1/2" Insulated Tempered

5710, 5770  
710, 770, 771, 772, 773, 774  
610, 670, 671, 672, 673, 674  
1/8" Tempered  
1/2" Insulated Tempered

2410, 2470, 2471, 2472  
2570, 2571, 2572  
1/8" Tempered



TL Series

TL Lite (25" x 12")



5210, 5212  
2010, 2012  
3/4" Insulated Tempered - Clear/Clear  
Outer frame matches door color,  
White inside frame

5710, 5712  
710, 712  
610, 612  
1/2" Insulated Tempered - Clear/Clear  
Outer frame matches door color,  
White inside frame

Small TL Lite (24" x 6")



5210, 5212  
3/4" Insulated Tempered - Clear/Clear  
Outer frame available in Black or  
White, White inside frame

5710, 5712  
710, 712  
610, 612  
1/2" Insulated Tempered - Clear/Clear  
Outer frame available in Black or  
White, White inside frame


2410, 2410L  
1/8" Tempered - Clear  
Outer frame available in Black or  
White, White inside frame

Window Options  
Standard Series

5210, 5280  
2010, 2080, 2081, 2082, 2090  
1/2" Insulated Tempered

5710, 5780  
710, 780, 781, 782, 790  
610, 680, 681, 682, 690  
1/8" DSB - Clear, Frosted  
1/2" Insulated Tempered

2410, 2480, 2481, 2482  
2580, 2581, 2582  
1/8" DSB - Clear, Frosted





# Residential Warranty & Product Gauge Information

## American Tradition™ Series

Insulated 26 Gauge Galvanized Steel & Overlay  
Lifetime Delamination and Rust-through Warranty  
6 Year Hardware Warranty  
5 Year Overlay Delamination Warranty  
3 Year Spring Warranty  
1 Year All Other Components

## Residential Aluminum 360 Series

0.65" Minimum Aluminum Tubular Extrusion  
6 Year Hardware Warranty  
5 Year Finish Warranty  
3 Year Spring Warranty  
1 Year All Other Components

## 5000 Series

Insulated 24 Gauge Aluminum  
Lifetime Delamination Warranty  
6 Year Hardware Warranty  
3. Year Spring Warranty  
1 Year All Other Components

## 2000, 700, 600 Series

Insulated 26 Gauge Galvanized Steel  
Lifetime Delamination and Rust-through Warranty  
6 Year Hardware Warranty  
3 Year Spring Warranty  
1 Year All Other Components

## Wood Grain Steel Color Option

10 Year Finish Warranty

## 2400 Series

24 Gauge Galvanized Steel  
Lifetime Rust-through Warranty  
6 Year Hardware Warranty  
3 Year Spring Warranty  
1 Year All Other Components

## 2500 Series

24 Gauge Nominal Galvanized Steel  
Lifetime Rust-through Warranty  
3 Year Hardware Warranty  
3 Year Spring Warranty  
1 Year All Other Components

# Wind Load

Haas garage doors are available in a wide range of design pressures for wind load requirements. Contact your local dealer for more information about wind load requirements in your area.



# Advanced Paint System

All Haas garage doors include a three-tier, corrosion resistant protective finish with a polyurethane primer and a durable polyester finish coat on the interior and exterior. Haas Door's paint thickness is one of the highest in the industry.



Aluminum



Steel

# Weather Seal

Haas garage doors include a heavy vinyl bottom weather seal that seals out the elements and repels the most hostile weather conditions.



Insulated Models



2400 & 2500 Series

# Accessories


Optional decorative hardware is available on most models.




Hinges (optional)



Handles  
(optional, standard on 900 series)



Black nylon, white nylon,  
10 ball steel roller



Powder Coated Hardware Options

# Haas Door is Committed to Quality.

As a member of the Door and Access Systems Manufacturers Association (DASMA), Haas Door is committed to industry standards for quality and safety. In addition to these guidelines, Haas Door has developed its own quality assurance procedures.

Each raw material used in the manufacturing process is inspected daily for quality assurance. Steel used on the inside and outside skins is checked for accuracy in thickness and finish. The insulation material, a high density CFC/ HCFC-free polyurethane foam, is tested continuously on each production line to ensure that the correct density, blend of material, cure time and calculated R-values are achieved.

Samples of manufactured doors are tested for quality and durability. Doors are cycled tens of thousands of times to test the performance and endurance of the sections, hinges, springs, cables, rollers, bottom seals, and track. Strength is measured using two separate tests. Individual sections are subjected to a dead load test, and complete doors are wind load tested. This ensures that Haas garage doors will meet wind load requirements for building codes across the country.

Haas continues to perform testing outside of the manufacturing facility, as both prototype and current doors are installed in various locations and monitored for durability. External labs are also used to test specific components to ensure quality standards.

Quality people and quality products are what make Haas Door the best garage door manufacturer in the industry. Open the door to endless possibilities!



# Environmental Responsibility

Haas Door Company manufactures all garage doors in the U.S. and is committed to providing quality products that are safe for our customers and to the environment. Haas garage doors are made from steel that contains 80% recycled material. A plastic thermal break, made with recycled materials, separates each door section to eliminate metal-to-metal contact and the transfer of temperature. Haas also uses CFC/HCFC-free polyurethane insulation, which results in some of the most energy-efficient doors on the market. Good for the environment and saves energy!

Haas Door has also implemented an ongoing improvement plan to gain efficiency and reduce waste, including a recycling program for scrap metal, cardboard and plastic. Many suppliers are regional, which minimizes fuel costs, and material packaging is reused or recycled whenever possible.







Rev. 3.9  
©Haas Door 2020

320 Sycamore  
Wauseon, OH 43567

[haasdoor.com](http://haasdoor.com)



open the door to  
endless possibilities