

Codes and Approvals

Solatube Daylighting Systems have been approved by all major building product approval agencies:

- A440-08 (AAMA/WDMA/CSA)
- Code Compliance Research Report (CCRR)
- Florida Building Code/High Velocity Hurricane Zone
- City of Los Angeles
- Texas Department of Insurance
- ENERGY STAR®/NFRC
- Federal OSHA Fall Protection
- California OSHA Fall Protection



Specifications

Solatube Model	Tube Diameter	Light Coverage Area	Potential Tube Length
160 DS/Dse	≈ 10 in. (250 mm)	150-200 ft ² (14-19 m ²)	20 ft+ (6 m+)
290 DS/Dse	≈ 14 in. (350 mm)	250-300 ft ² (23-28 m ²)	30 ft+ (9 m+)

The Solatube Daylighting System 160 DSe and 290 DSe deliver the ultimate in energy-efficient daylighting by minimizing heat loss / gain. Both are ENERGY STAR® rated.



Daylighting Systems



Let the Sun Shine In

Perfecting Sunlight Through Invention

We didn't invent the sun. We just improved it. Solatube Daylighting Systems are engineered to efficiently capture the sun's rays and pipe them into your home. From sunup to sundown you'll get brighter, more colorful rooms that cost nothing to light. And because installation can usually be done in about two hours with no structural changes, it's the fastest and simplest solution to a more beautiful home.

Capture

Raybender® 3000 Technology

A patented daylight-capturing dome lens that:

- Redirects low-angle daylight for maximum light capture
- Rejects overpowering summer midday sunlight and heat
- Provides consistent daylight throughout the day



LightTracker™ Reflector

Innovative in-dome reflector that:

- Redirects low-angle morning, afternoon and winter daylight for maximum light capture
- Increases light input for greater light output
- Delivers unrivaled year-round performance



Transfer

Spectralight® Infinity

Tubing made of the world's most reflective material that:

- Delivers 99.7%* specular reflectivity for maximum daylight transfer
- Provides the purest color rendition possible so colors are truer, brighter
- Allows for run lengths over 30 feet to deliver daylight to lower floors



Deliver

Stylish Daylight Delivery

Form and function combine for optimal daylight diffusion:

- Decorative Fixtures bring the beauty of glass to your interior
- Effect Lenses offer choices to warm or soften the light
- A Light Kit, Vent Kit or Daylight Dimmer adds functionality



Solatube International, Inc.
2210 Oak Ridge Way, Vista, California 92081

www.solatube.com
1-888-SOLATUBE

Part No. 951571 v3.1 © Copyright 2014 Solatube International, Inc.
Solatube, Spectralight, OptiView, Raybender, LightTracker, QuadraFrost, JustFrost, VividShade, AuroraGlo, TierDrop, Vusion, eChoice and Innovation in Daylighting are trademarks of Solatube International, Inc. Other trademarks may apply. All rights reserved.

*Specular reflectance greater than 99% with wavelength specific reflectance up to 99.7% for the visible spectrum

Transform Your Home

Highly effective and simple to install, the energy-efficient Solatube Daylighting System uses advanced optics to transform dark rooms into extraordinary spaces filled with pure, natural daylight. It also keeps out infrared and ultraviolet rays, so you won't have to worry about heat transfer issues or fading of your furniture and fabrics. The result is brighter, more colorful rooms, lower energy bills, and guaranteed performance for years to come.

IDEAL FOR:

- Bathrooms
- Hallways
- Closets
- Laundry Rooms
- Kitchens
- Living Rooms
- Dining Rooms
- Home Offices
- Entryways
- Garages
- And more!

Brighten Any Room

Solatube Daylighting Systems can brighten and beautify practically any space in your home. The Solatube 160 DS is just right for small to medium-sized spaces like bathrooms, closets and hallways. For large areas like kitchens, family rooms and dining rooms, the Solatube 290 DS is the ideal choice.



Select Your Style

Our Solatube Decorative Fixtures enhance the look of any interior with options that range from practical to elegant to dazzling.



AuroraGlo™
Command attention with the smooth, cascading lines and subtle beauty of AuroraGlo. Available in white and bronze. 290 DS / DSe



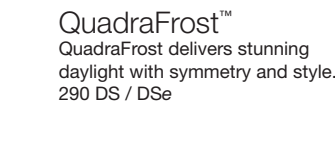
OptiView®
The unique, dazzling lens of OptiView delivers artful views of the sky in a low-profile design. 160 DS / DSe & 290 DS / DSe



VividShade™
The chic VividShade accents daylight with contemporary fabric. 290 DS / DSe



TierDrop™
The low-profile TierDrop features a beautiful, cascading design for a classic look. 160 DS / DSe & 290 DS / DSe



QuadraFrost™
QuadraFrost delivers stunning daylight with symmetry and style. 290 DS / DSe



Classic Vusion™
Featuring a classically simple design, the Classic Vusion Diffuser delivers radiant light that complements any room. 160 DS / DSe & 290 DS / DSe

Control Your Light

Light Add-On Kit

Works with any ordinary bulb for nighttime use.






Ventilation Add-On Kit

Combines with the Solatube 160 DS to drive out humidity in a single elegant design.




Daylight Dimmer

Easily controls the amount of daylight entering a room with the convenience of a switch.



Flashings for All Roof Types

Fabricated as a single, seamless piece to ensure leakproof performance, flashing kits are available for all roof types and pitches.



Shake




Shingle



Slate



Flat Tile



Spanish Tile



Metal